



A Powerful Combination

Philips Advance PureVOLT™ ballasts and germicidal lamps helps stop the spread of microorganisms

The Philips Advance PureVOLT electronic ballasts combined with germicidal lamps will help in the spread of microorganisms, airborne contaminants, and pathogens, reducing the threat of illness and helping to ensure a safer environment for building occupants.

These ballasts are specifically designed to operate a variety of germicidal lamps including; high-output 35W, 60W and 95W twin tube lamps, 75W or 145W T5HO linear lamps and standard output TUV 18 PL-L or 36 PL-L. The ballast is ideal for use, where various HVAC systems are operated.

The Philips Advance PureVOLT ballasts for UV lamps offer exclusive features such as IntelliVolt® technology (allowing the ballast to operate at any input voltage from 120 to 277V, 50/60Hz), dual entry, color-coded connectors and lamp end-of-life protection. These features make it ideal for such applications as: hospitals, food processing areas, schools, office buildings, recreational facilities and residential.

[IntelliVolt Technology](#)

- Enhances accuracy and ease of ordering while reducing stocking/SKU requirements

[Programmed start operation](#)

- Helps to extend lamp life in frequent switching applications such as occupancy sensors and daylight

[Auto-restrike capability](#)

- Eliminates the need to reset power mains after failed lamps are replaced

[Lamp End-Of-Life protection circuitry](#)

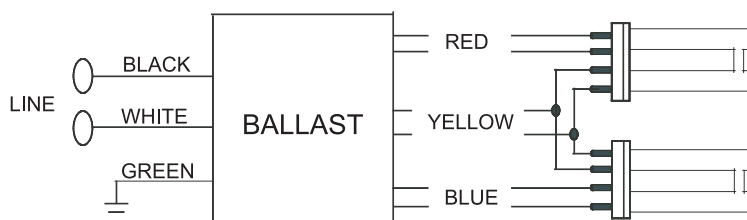
- Removes power to lamps upon lamp failure

**PHILIPS
ADVANCE**

No. of Lamps	Input Volts	Lamp Starting Method	Ballast Family	Catalog Number	Input Power ANSI (Watts)	Max. THD %	Line Current (Amps)	Min. Starting Temp. (°F /°C)	Dim.	Wiring Diag.
PL-L18W/TUV (18W)										
1	120-277	PS	PureVOLT	IUV-2S18-HI-LD	30	10	0.26-0.11	0/-18	Size 1	160
2	120-277	PS	PureVOLT	IUV-2S18-HI-LD	55	10	0.47-0.20	0/-18	Size 1	159
PL-L36W/TUV (36W)										
1	120-277	PS	PureVOLT	IUV-2S36-M2-LD	51	10	0.44-0.19	0/-18	Size 2	160
2	120-277	PS	PureVOLT	IUV-2S36-M2-LD	90	10	0.78-0.33	0/-18	Size 2	159
PL-L35WHO/TUV (35W)										
1	120-277	PS	PureVOLT	IUV-2S60-M4-LD	40	10	0.35-0.15	0/-18	Size 4	160
2	120-277	PS	PureVOLT	IUV-2S60-M4-LD	78	10	0.68-0.29	0/-18	Size 4	159
PL-L60WHO/TUV (60W)										
1	120-277	PS	PureVOLT	IUV-2S60-M4-LD	70	10	0.60-0.26	0/-18	Size 4	160
2	120-277	PS	PureVOLT	IUV-2S60-M4-LD	138	10	1.20-0.52	0/-18	Size 4	159
PL-L95WHO/TUV (95W)										
1	120-277	PS	PureVOLT	IUV-2S60-M4-LD	100	10	0.87-0.37	0/-18	Size 4	160
TUV 36T5/HO (75W)										
1	120-277	PS	PureVOLT	IUV-2S60-M4-LD	80	10	0.69-0.30	0/-18	Size 4	160
2	120-277	PS	PureVOLT	IUV-2S60-M4-LD	155	10	1.30-0.56	0/-18	Size 4	159
TUV 64T5/HO (145W)										
1	120-277	PS	PureVOLT	IUV-2S60-M4-LD	155	10	1.30-0.56	0/-18	Size 4	160

Wiring Diagrams

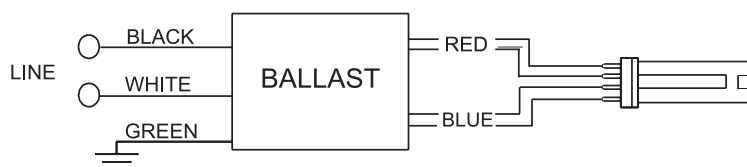
WIRING: (2) LAMP



Green Terminal must be Grounded

Diag. 159

WIRING: (1) LAMP



Green Terminal must be Grounded

Diag. 160

Ballast Specification

Section I - Physical Characteristics

- 1.1 Ballast shall be available in a plastic/metal can or all metal can construction to meet all plenum requirements.
- 1.2 Ballast shall be provided with poke-in wire trap connectors color coded per ANSI C82.11.

Section II - Performance Requirements

- 2.1 Ballast shall be Programmed Start
- 2.2 Ballast shall contain auto restart circuitry in order to restart lamps without resetting power.
- 2.3 Ballast shall operate from 50/60 Hz input source of 120V through 277V with sustained variations of +/- 10% (voltage and frequency) with no damage to the IntelliVolt ballast.
- 2.4 Ballast shall be high frequency electronic type and operate lamps at a frequency above 42 kHz to avoid interference with infrared devices and eliminate visible flicker.
- 2.5 Ballast shall have a Power Factor greater than 0.96 for primary lamp.
- 2.6 Ballast shall provide for a Lamp Current Crest Factor of 1.7 or less in accordance with lamp manufacturer recommendations.
- 2.7 Ballast input current shall have Total Harmonic Distortion (THD) of less than 10% when operated at nominal line voltage with primary lamp.
- 2.8 Ballast shall have a Class A sound rating.
- 2.9 Ballast shall have a minimum starting temperature of -18C (0F) for primary lamp.
- 2.10 Ballast shall provide Lamp EOL Protection Circuit.
- 2.11 Ballast shall tolerate sustained open circuit

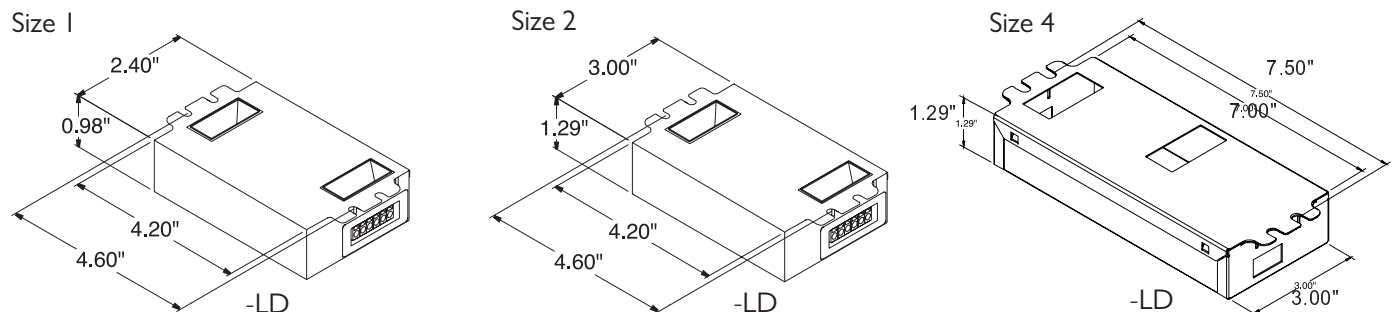
Section III - Regulatory Requirements

- 3.1 Ballast shall not contain any Polychlorinated Biphenyl (PCB).
- 3.2 Ballast shall be Underwriters Laboratories (UL) listed, Class P, and Type I Outdoor; and Canadian Standards Association (CSA) certified where applicable.
- 3.3 Ballast shall be rated for use in air-handling spaces
- 3.4 Ballast shall comply with ANSI C62.41 Category A for Transient protection.
- 3.5 Ballast shall comply with ANSI C82.11 where applicable.
- 3.6 Ballast shall comply with the requirements of the Federal Communications Commission (FCC) rules and regulations, Title 47 CFR part 18, Non-Consumer (Class A) for EMI/RFI (conducted and radiated).

Section IV - Other

- 4.1 Ballast shall be manufactured in a factory certified to ISO 9002 Quality System Standards.
- 4.2 Ballast shall carry a ____ limited warranty from date of manufacture against defects in material or workmanship. This warranty is conditioned upon operation at a maximum case temperature of _____, among other items. (Go to our website for up-to-date warranty information, www.philips.com/advancewarranty).
- 4.3 Manufacturer shall have a twenty-year history of producing electronic ballasts for the North American market.
- 4.4 Ballast shall be Philips

Dimensions





©2009 Philips Lighting Electronics N.A.
All rights reserved.

Form No. UV-6000-R05 12/09

Philips Lighting Electronics
10275 W. Higgins Road
Rosemont IL 60018
Tel: 800-322-2086 Fax: 888-423-1882
Customer Support/Technical Service: 800-372-3331
OEM Support: 866-915-5886
www.philips.com/advance